

February 14, 2012

## Product Stop Use, Inspection and Replace Notice – Immediate Action Required


**Products Involved: All FallTech Full-Body Harnesses with Quick-Connect (bayonet style) Buckles**

Dear Valued Customer,

It has come to our attention that there is a defect with the Quick-Connect or Bayonet Style Buckles used in some of our Full Body Harnesses. On an unknown number of harnesses the male and female halves of this buckle set may have been improperly paired (i.e., the female half of the buckle may have been matched with the wrong male half of the buckle). This improper pairing can result in disengagement or unfastening of the buckle while the harness is in use, which can result in serious injury or death.

There are two buckle models that may exhibit this defect, which are as shown below as properly paired:

**Duraform 350 06D**



**FallTech 5-60**



If you have any FallTech Full Body Harness with either of these buckles in use, or in your inventory that bears a manufacturing date of 10/12/2010 – 2/9/2012, it needs to be removed from service or stock immediately. The date of manufacture can be found in the center section of the first label on each Full Body Harness. Below is a listing of all Full Body Harness part numbers that may contain one or more of these buckles:

**This notice pertains to the following Full Body Harness model numbers manufactured between 10/12/2010 and 2/9/2012:**

70063QC	7021QCXL	7035XLQC	7082LXQSFD	7083Q3X	HR7081LX
7006XL3QC	7023QC	70373QC	7082Q2XFD	7083QLX	HR7081SM
70082XQC	7034QCL	7039	7082QLX	7083QLXFD	NS7082LX
7008QC	7034QCM	70392X	7082QSM	7083QSM	NS7082SM
7008QCXL	7034QCXL2X	7039XL	7082SM	7083SM	NS7082XL
7009QC	7035LQC	7079XS	7082SMFD	7084L	NS7083LX
7009QCFD	7035MQC	70822X	7082SMQSFD	7084M	NS7083SM
7016QC	7035QC3X4X	70822XQSFD	70832X	7084XL	SH70412X
7016QC2X	7035QCL	70823X	70833X	7085L	SH70413X
7016QC3X	7035QCM	70823XQSFD	7083LX	7085M	SH7041LX
7016QCXL	7035QCS	7082LX	7083LXFD	7085S	SH7041SM
7021QC	7035QCXL	7082LXFD	7083Q2X	7085XL	

In order to determine the date of manufacture, check the top label, center section on your Full Body Harness as shown below:



**Location of Date of Manufacture on Full Body Harness Label.**

Once you have identified, removed from service, and quarantined the harnesses that may be affected by this notice, you will need to follow the inspection procedure described below on each Quick-Connect Buckle to determine whether the male and female halves have been improperly paired.

Please note that each Full Body Harness may have one, two or three Quick-Connect Buckles. Depending on the Full Body Harness model, there may be one buckle on the chest strap, and one buckle on each leg strap. Each buckle needs to be inspected carefully.


## Inspection Procedure:

Please evaluate using the below criteria:


1. Locate each Quick-Connect Buckle on the harness, and ensure that each buckle is fastened together.
2. Examine both halves of the buckle. If the female half has an engagement window, and the male half has a crescent moon shaped cut out, then the buckle is properly paired, and can be returned to service if the harness is in otherwise serviceable condition. See the picture below:



3. If the female half does not have an engagement window, and the male half does not have a cut-out, then the buckle is properly paired, and can be returned to service if the harness is in otherwise serviceable condition. See the picture below:



4. If the female half has an engagement window, but the male half does not have a cut-out, then the buckle is defective and must be removed from service and returned to FallTech for repair or replacement. See the picture below:



***If the Quick-Connect Buckle(s) on your FallTech Full-Body Harness has an engagement window on the female half, and does not have a half moon shaped cut-out on the male half (as shown in #4 above), then it is defective and may not remain positively engaged while the harness is in use. Any FallTech Full-Body Harness having one or more buckles exhibiting this condition must be removed from service and returned to FallTech immediately. Failure to do so may result in serious injury or death.***

#### **Disposition of Defective Harnesses:**

If any of your harnesses has one or more defective Quick-Connect Buckles, make a note of the model number(s), date(s) of manufacture and quantity. Immediately contact FallTech's Customer Service Department at 800-719-4619 or 323-752-0066. We will immediately issue a return authorization and a call tag. The product(s) will be collected, repaired or replaced and returned to you at our expense.

Please check the homepage of our website at [www.falltech.com](http://www.falltech.com) for further updates and/or additional guidance regarding this issue.

*If you have questions or concerns regarding this notice or the inspection procedures, or if you have performed the inspection and are unable to make a determination, please contact Dan Henn at 323-369-0971.*

Sincerely,

**Dan Henn**  
Director of Technical Services and Support

Alexander Andrew, Inc. (dba FallTech)  
1306 South Alameda Street  
South Gate, CA 90221  
Ph 323-752-0066 Fax 323-752-5613  
[www.falltech.com](http://www.falltech.com)